




SPIDER III PoE Standard Line

Entry-level Rail Switches

SPIDER III PoE Standard Line switches are highly flexible, configurable and built for PoE+, enabling fast, reliable and cost-effective data transfer over longer distances.

-  **Increase performance and reduce costs** with PoE+ for greater power to more devices, without an external power supply.
-  **Enable flexible network expansion** with configurable fiber and copper port options to meet specific industrial needs.
-  **Protect network resiliency in harsh environments** with metal enclosure, IP30 protection rating and shock, vibration and interference resistance.

Key Features

- Up to 8 PoE+ ports, each with capacity of 30 W per port, for a total power budget of 120 W
- Fast and full Gigabit Ethernet variants with jumbo frame support to meet high throughput requirements
- Offers 5 ports for Fast Ethernet or up to 10 ports for Gigabit Ethernet; including optional fiber-optic ports for fixed single and multimode fibers or small form-factor pluggable (SFP) slots
- LEDs for monitoring network and device status, including power supply
- Extended operating temperature range (-40 °C to +70 °C)
- Withstands harsh environmental conditions due to IP30 metal enclosure
- DIN rail mounting and fast startup via plug-and-play features



The entry-level switches of the SPIDER III PoE Standard Line enable flexible, cost-efficient expansion of twisted-pair and fiber-optic networks, eliminating the need for an external PoE power supply.

Be certain.
Belden.



Powerful, Reliable and Cost-Effective Data Transfer

The SPIDER III PoE Standard Line of entry-level rail switches meets diverse industrial network needs with flexible port options and configurations to accommodate a variety of data transfer requirements.

Built on PoE+ generated from the standard 24 V power supply, these unmanaged switches support more devices on the network without requiring an external power device. This saves space in tight operating areas and makes installation simple and fast. The result: Industrial engineers can transmit large volumes of data much more quickly, maintaining high-quality, reliable network communication at a lower cost.

The plug-and-play features of the entry-level switches make them easy to install and maintain, without the use of any tools, to maximize uptime. These switches also allow for simple integration of devices, such as IP phones or cameras, onto the network system.

SPIDER III PoE Standard Line switches are also equipped with a metal enclosure and resistant to shock, vibration and interference, making them the ideal choice for harsh industrial settings.

Applications

The entry-level switches of the SPIDER III PoE Standard line comply with all relevant industry standards and are ideal for use across a variety of sectors and applications, especially automation environments that require reduced cabling.

Markets

Ideal for use in machine building, manufacturing and automation industries, particularly in applications such as factories, processing plants, traffic control, video surveillance and building technology systems. Additional sectors include: automotive manufacturing, mechanical and plant engineering environments.



SPIDER III entry-level rail switches come with jumbo frame support and Gigabit Ethernet variants, making it simple to integrate power-hungry devices, such as IP phones and cameras, onto industrial networks.

Technical Information

Product Description	
Type	SPIDER-SL-44-05T1069999TZ9HHHH
Description	Unmanaged Industrial Ethernet PoE+ Rail Switch, store and forwarding mode, 10/100/1000 Mbit/s Ethernet
Port Type and Quantity	5 x GE TX ports, 1 x GE FX port, 4 x PoE+ ports according to IEEE802.3af/at, RJ45 and SFP sockets, auto-crossing, auto-negotiation, auto-polarity
Order No.	942-274-001
More Interfaces	
Power Supply/Signaling Contact	1 plug-in terminal block, 4-pin
USB Interface	n.a.
Network Size – Length of Cable	
Twisted Pair (TP)	0 to 100 m
Network Size – Cascadability	
Line-/Star Topology	Any
Power Requirements	
Operating Voltage	12 V DC to 57 V DC
Current Consumption at 24 V DC	0.27 A
Max. Power Consumption	140 W
Service	
Diagnostics	LEDs (power, link status, data)
Redundancy	
Redundancy Functions	n.a.
Ambient Conditions	
Operation Temperature	-40 °C to +70°C
Storage/Transport Temperature	-40 °C to +85°C
Relative Humidity (non-condensing)	5 to 95%
Protective Paint on PCB	n.a.
Mechanical Construction	
Dimensions (W x H x D)	35 x 130 x 121 (w/o terminal block)
Mounting	DIN Rail 35 mm
Weight	670 g
Protection Class	IP30
Mechanical Stability	
IEC 60068-2-27 Shock	15 g, 11 ms duration, 18 shocks
IEC 60068-2-6 Vibration	3.5 mm, 5 to 8.4 Hz, 10 cycles, 1 octave/min. 1 g, 8.4 to 150 Hz, 10 cycles, 1 octave/min.
EMC Interference Immunity	
EN 61000-4-2 Electrostatic Discharge (ESD)	4 kV contact discharge, 8 kV air discharge
EN 61000-4-3 Electromagnetic Field	10 V/m (80 MHz to 1000 MHz)
EN 61000-4-4 Fast Transients (Burst)	2 kV power line, 1 kV data Line
EN 61000-4-5 Surge Voltage	Power line: 2 kV (line/earth), 0,5 kV (line/line), 1 kV data line
EN 61000-4-6 Conducted Immunity	10 V (150 kHz to 80 MHz)
EMC Emitted Immunity	
FCC CFR47 Part 15	FCC CFR47 Part 15 Class A
EN 55022	EN 55022 Class A
Approvals	
Safety of Industrial Control Equipment	cUL 61010-1/ 61010-2-201
Scope of Delivery and Accessories	
Scope of Delivery	Device, terminal block, safety instruction
Accessories to Order Separately	Rail Power Supply RPS 15, RPS 30, RPS 80 EEC or RPS 120 EEC

NOTE: These are the prominent technical specifications. For complete technical specifications visit: www.hirschmann.com



SPIDER III Standard Line Switch Configurations

S P I D E R - S L - 4 4 - 0 5 T 1 0 6 9 9 9 9 T Z 9 H H H H

Design and Data Rates

SPIDER-SL-2 = Standard Line Fast Ethernet Ports

SPIDER-SL-4 = Standard Line Gigabit Ethernet Ports

Hardware Type

0 = No PoE

4 = PoE+

Number of Copper Ports

01T1 = 1 x Twisted-Pair, RJ45

04T1 = 4 x Twisted-Pair, RJ45

05T1 = 5 x Twisted-Pair, RJ45

06T1 = 6 x Twisted-Pair, RJ45

08T1 = 8 x Twisted-Pair, RJ45

Type 1 Fiber Port

06 = SFP Slot (100/1000 Mbit/s)

S2 = Singlemode, SC (100 Mbit/s)

S4 = Singlemode, ST (100 Mbit/s)

M2 = Multimode, SC (100 Mbit/s)

M4 = Multimode, ST (100 Mbit/s)

99 = Empty

Type 2 Fiber Port

O6 = SFP-Steckplätze (100/1000 Mbit/s)

S2 = Singlemode, SC (100 Mbit/s)

M2 = Multimode, SC (100 Mbit/s)

99 = Empty

Type 3 Fiber Port

99 = Empty

Temperature Range

S = 0 °C to +60 °C

T = -40 °C to +70 °C

Approvals

Z9 = CE, FCC, EN 61131, EN 60950

Y9 = CE, FCC, EN 61131, EN 60950, cUL61010

Customization

HK = Plug-in Terminal Block with Spring Clamps

HH = Standard

Configuration

HH = Standard Voltage Range: 12/24 V DC